

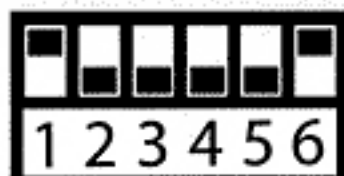
DIP SWITCHES

DIP SWITCHES & MODES SETTING

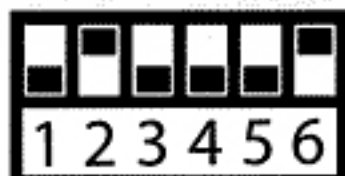
SEMI-AUTO



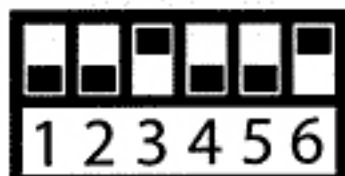
3-SHOT BURST



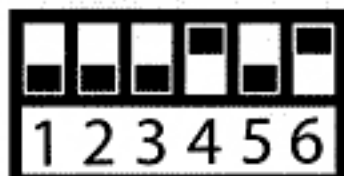
SLOW 3-BURST



STANDARD 3-BURST




FAST 3-BURST

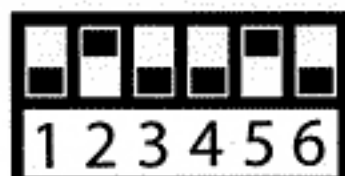


XTREME 3-BURST

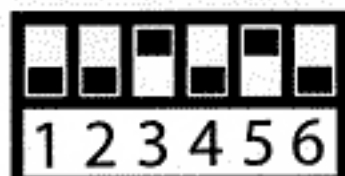
6-SHOT BURST



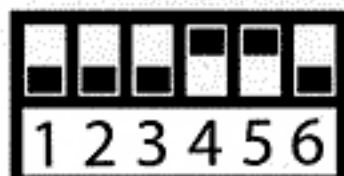
SLOW 6-BURST



STANDARD 6-BURST

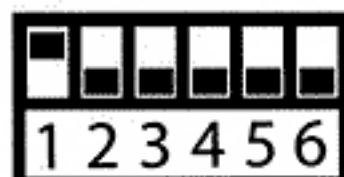


FAST 6-BURST

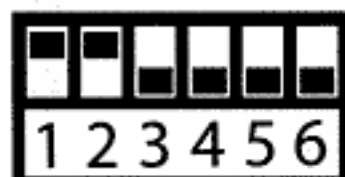


XTREME 6-BURST

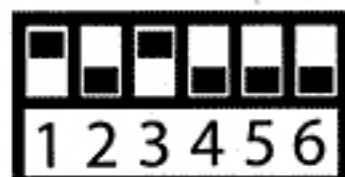
FULL AUTO



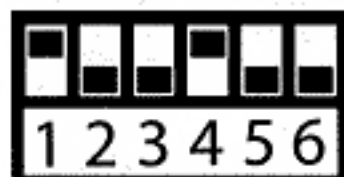
SLOW FULL AUTO



STANDARD FULL AUTO

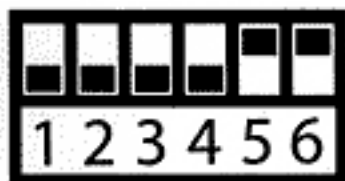


FAST FULL AUTO



XTREME FULL AUTO

TOURNAMENT MODE SETTING



1. To disable full auto, 3 & 6-shot bursts, gently pull out the lock switch. Putting the lock switch back into the circuit board will enable the multi-mode functions.
2. For tournament mode/ semi-auto, simply set dip switches 5 & 6 to the on position. Dip switches 1-4 can be in any position.

MONGOOSE

.68 CALIBER ELECTRONIC PAINTBALL MARKER